

HDS1022M-I Handheld DSO w/ Channel Isolation

- + 2 in 1 (DSO + Multimeter)
- + with good **ISOLATION** between channels
- + The channel-to-channel isolation has a safety rating of 1000 V, CAT II
- + Auto-scale function
- + FFT function
- + 20 group automatic measurement options
- + Bandwidth : 20MHz
- + USB data transmission supported
- + Rechargeable Li-ion battery
- + Multimeter newly supported SCPI

+ Performance Specifications

Model	HDS1022M-I	
Bandwidth	20MHz	
Sample Rate	100MS/s	
Rise Time (at input, typical)	≤17.5ns	
Record Length	6K points	
Channel	dual, insulated ground of 1000 : 1	
Display	3.7" color TFT LCD, 640 x 480 pixels	
Floating Meas. Channel	insulated input ground between multimeter / oscilloscope mode	
Input Coupling	DC, AC, and GND	
Input Impedance	1MΩ±2%, in parallel connection with 15pF± 5pF	
Horizontal Scale (s/div)	5ns/div - 100s/div, step by 1 - 2 - 5	
Interval (ΔT) Accuracy	single: ±(1 interval time + 100ppm x reading + 0.6ns), average>16: ±(1 interval time + 100ppm x reading + 0.4ns)	
Vertical Sensitivity	5mV/div - 5V/div (at input)	
Vertical Resolution	8 bits	
Max Input Voltage	400V (PK - PK) (DC + AC, PK - PK, 1MΩ input impedance, probe attenuation 10 : 1), CAT II	
Trigger Type	Edge	rising edge, falling edge
	Video	line, field, random line, odd / even fields
	Alternate	
Trigger Mode	Auto, Normal, and Single	
Automatic Measurement	Vpp, Vavg, Vrms, Freq, Period, Vmax, Vmin, Vtop, Vbase, Vamp, Overshoot, Preshoot, Rise Time, Fall Time, Delay A→B , Delay A→B , +Width, -Width, +Duty, -Duty	
DC Accuracy (average)	average>16: ±(5% reading 0.05 div) for ΔV	
Waveform Math	+, -, *, /, FFT, invert	
Waveform Storage	4 waveforms	

Lissajous Figure	Bandwidth	full bandwidth
	Phase Difference	±3 degrees
Cursor Measurement		△V, and △T between cursors
Communication Interface		USB host, and USB device
Battery		built-in Li-ion battery, 7.4V / 3500mAh
Dimension (W / H / D)		113 x 180 x 40 mm
Weight		645.00 g

+ Multimeter Specifications

Full Scale Reading	3 ³ / ₄ digits (max 4000 count)	Diode	0V - 1.5V
Input Impedance	10 MΩ	On / Off Test	< 50 (± 30) beeping
Voltage	VDC : 400mV, 4V, 400V, 1000V : ±(1% ± 1 digit); max input : DC 1000V VAC : 4V, 40V, 400V : ±(1% ± 3 digits), Frequency : 40Hz - 400Hz; max input : AC 750V (virtual value)		
Current	DCA: 40mA, 400mA: ±(1.5% ± 1 digit), 10A: ±(3% ± 3 digits) ACA: 40mA: ±(1.5% ± 3 digit); 400mA: ±(2 ± 1 digit); 10A: ±(3% ± 3 digits)		
Impedance	400Ω: ±(1% ± 3 digits); 4KΩ / 40KΩ / 400 KΩ / 4MΩ: ±(1% ± 1 digit); 40MΩ: ±(1.50% ± 3 digits)		
Capacitance	51.2nF - 100uF : ±(3% ± 3 digits)		

Specifications subject to change without prior notice.













+ Application

electronic circuit debugging
education and training

circuit testing design and manufacture
automobile maintenance and testing

+ Accessories

The accessories subject to final delivery.

						
Power Cord	CD Rom	USB Cable	Probe	Probe Adjust	Multimeter Lead	Adapter
						
5V, 1KHz Output	Manual	Capacitance Ext Module	Metal Case	Soft Bag (optional)		