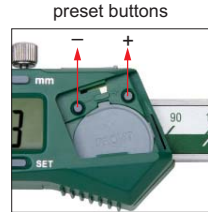


DIGITAL CENTERLINE/EDGE TO CENTER CALIPER

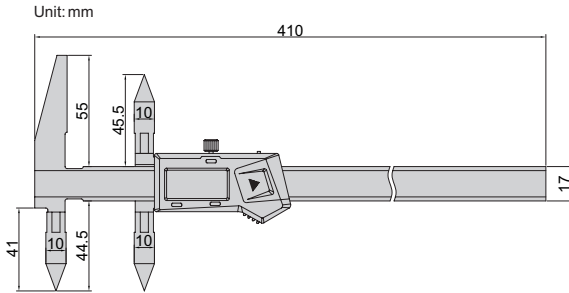
DATA
OUTPUT



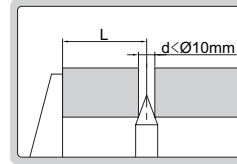
1525-300



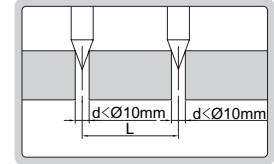
preset buttons



measure edge to
hole center distance



measure hole center distance



- Measure hole center distance or edge to hole center distance
- Resolution: 0.01mm/0.0005"
- Buttons: on/off, set, mm/inch, preset (+, -)
- Automatic power off, move the digital unit to turn on power
- Battery CR2032
- Data output
- Made of stainless steel
- Optional accessory: data output system

Code	Range of upper jaw (edge to center)	Range of lower jaw (center to center)	Accuracy
1525-300	5-300mm/0.2-12"	10-300mm/0.4-12"	±0.08mm